

X4F



30 - 40 - 50 - 60 - 70 - 80 F, GE, GB, XL, V



McCORMICK X4F, PURE INNOVATION

Sometimes innovation is so ground-breaking it looks like a revolution. With its innovative X4F tractor range, McCormick sets a benchmark for row-crop tractors around the world. For over 30 years, the Argo Tractors Group has based its success on specialisation and resource integration; a winning strategy that has enabled Argo Tractors engineers to further enhance the already advanced features of the F range.

Incorporating cutting-edge solutions and technologies designed to meet the most exacting demands of modern farming, the X4F marks a breakthrough in the specialty tractor segment in terms of compact design, ergonomics, comfort and flexibility.

The X4F knows how to stand out: the sleek, dynamic lines of the hood, the lights seamlessly integrated into the front grill and the Deluxe cab with its flat-deck platform give the this tractor an automotive look and feel. A contemporary design which reflects the essence of McCormick's mission: to offer industry-leading innovation and performance combined with uncompromising comfort.

The X4F range is available in ROPS version for the F, GE, GB and XL models and in cab version for the F, XL and V models. The range offers a choice of transmissions and a variety of front and rear axles providing different wheelbase sizes, ground clearances and track widths. The X4F series comes in five models to suit specific applications:

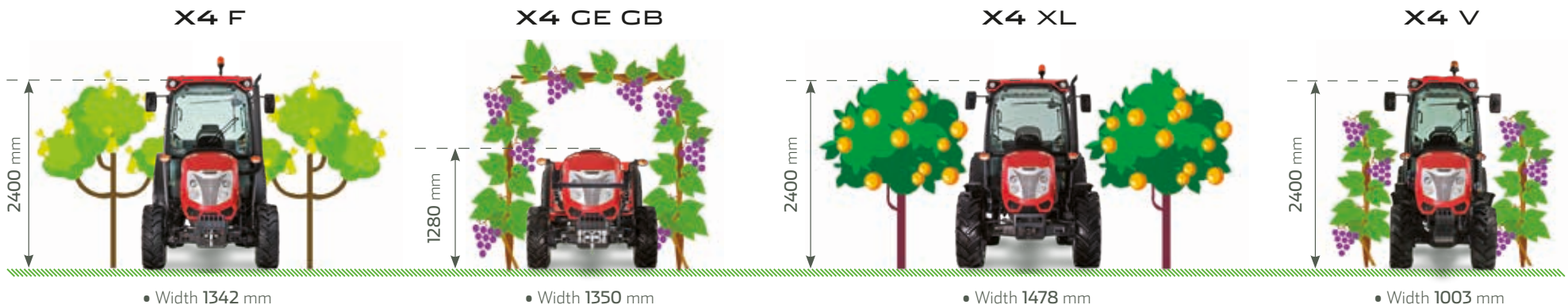
F model for narrow-row orchards: ideal for work between tight orchard rows.

GE model for low orchards: perfect for moving under low-hanging branches.

GB model with ultra-low profile: designed to operate under overhead trellis systems.

XL model for wide-row orchard: ideal for orchards with wide row spacing and for field work.

V model for vineyards: specially designed to operate between vineyard rows.



HYDRAULIC SYSTEM - CAB

page 10

HYDRAULIC SYSTEM - ROPS

page 18

ENGINE

page 20

SATELLITE-BASED GUIDANCE-CAB

page 12

CAB

page 4

ROPS

page 14

ISOBUS

page 13

FRONT AXLE - CAB

page 8

FRONT AXLE - ROPS

page 17

TRANSMISSION - CAB

page 6

TRANSMISSION - ROPS

page 16

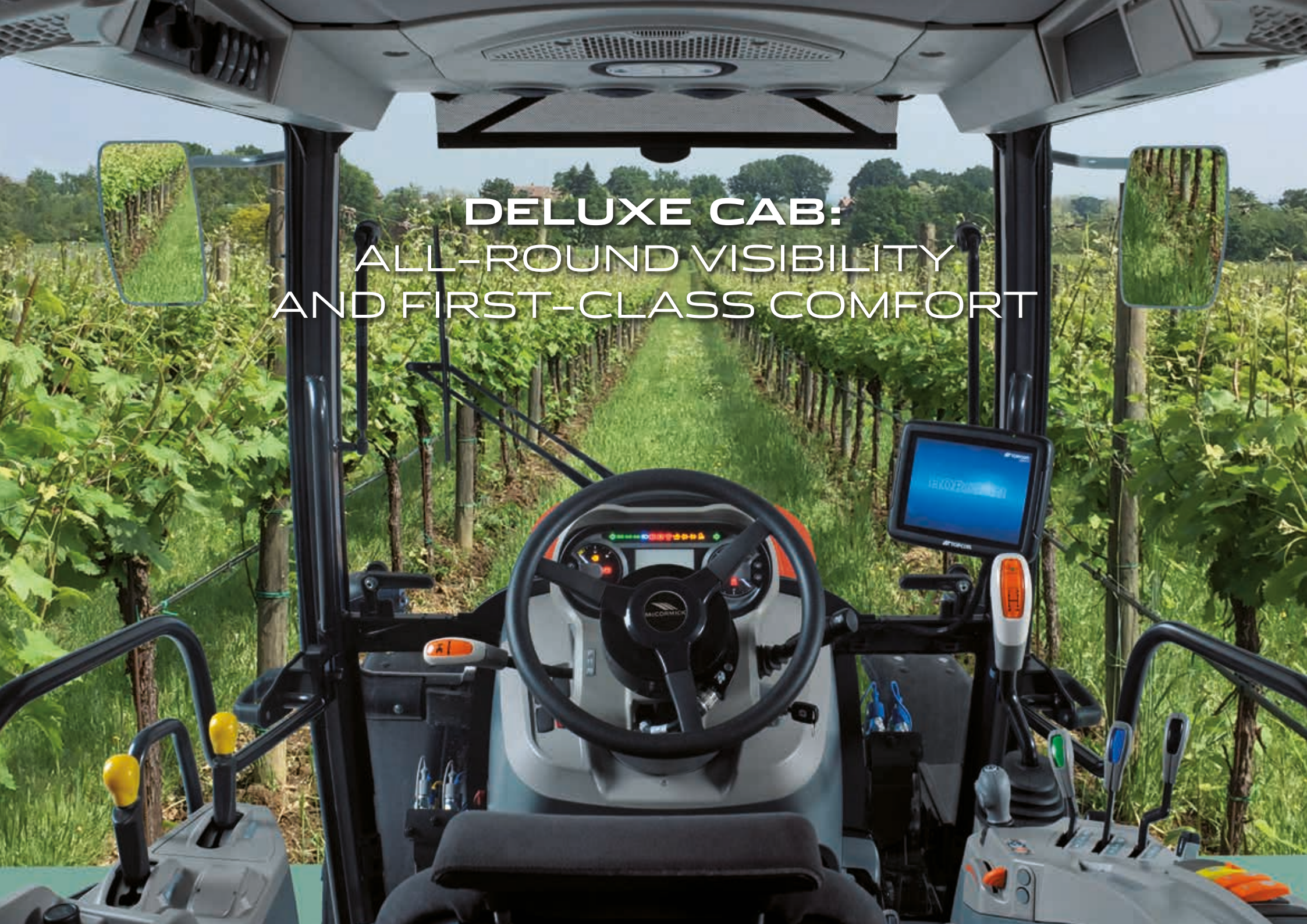
REAR HITCH - CAB

page 9

REAR HITCH - ROPS

page 19



The image shows the interior of a tractor cab from the driver's perspective. The steering wheel is black with a silver McCormick logo in the center. The dashboard features several analog gauges and a digital display with colorful icons. To the right of the steering wheel is a large touchscreen monitor displaying a blue screen with white text. The cab is equipped with side mirrors on both sides, showing a view of a vineyard. The interior is modern and well-lit, with a focus on ergonomics and visibility. The text "DELUXE CAB: ALL-ROUND VISIBILITY AND FIRST-CLASS COMFORT" is overlaid in the center of the image.

DELUXE CAB:
ALL-ROUND VISIBILITY
AND FIRST-CLASS COMFORT

At McCormick, we are well aware that more comfort means more productivity. That's why we have developed the Deluxe cab: a true mobile office where working becomes fun.

The Deluxe cab is a four-post design with rear-hinged doors that provides ease of access to the driving seat and unequalled all-round visibility. With its flat-deck platform, fully adjustable driving position, ergonomic controls and automotive-grade fit and finish, the Lounge cab offers the operator a comfortable workplace all year round and in all weather conditions.

The exterior cab width is 1205 mm on the F and XL models and 1000 mm on the V model.

HIGHLIGHTS

- › Spacious and comfortable cab thanks to the flat-deck platform
- › Best-in-class heat and sound insulation
- › Four-post design for unmatched all-round visibility
- › Category 4 protection for maximum operator safety during pesticide spraying
- › Ergonomic arrangement of all controls
- › Air-suspension seat and tilt-adjustable telescopic steering wheel
- › Automotive-style fit and finish for maximum comfort



MADE-TO-MEASURE DRIVING POSITION WITH ERGONOMIC CONTROLS

The driver's seat is equipped with air suspension seat provides for maximum seating comfort. The telescopic tilt-adjustable steering wheel is designed to tilt with the instrument panel. The joystick and all control levers and pedals are ergonomically positioned for maximum ease of operation.



MORE COMFORT, BETTER CONTROL, GREATER PRODUCTIVITY

The interior of the Lounge cab is inspired by the automotive industry to offer the operator a more comfortable driving and working environment. The digital instrument panel keeps the operator constantly informed on the tractor performance. This reduces fatigue and stress, allowing operator to stay focused on the task at hand, resulting in increased productivity.



QUIETNESS AND SAFETY ON BOARD

The X4F features an excellent soundproofing and pressurisation system which converts the Deluxe cab into a clean, quiet and dust-free working environment. In addition, an activated carbon filter with category 4 filtration protects the operator from contamination during the application of pesticides.



EXCELLENT CLIMATE CONTROL

A highly-efficient climate control system, built into the cab roof, maintains the desired cab temperature whatever the outdoor weather conditions. The climate controls are conveniently integrated into the overhead console on the driver's left-hand side. Natural ventilation is ensured by the opening front and rear windscreens.



VERSATILE TRANSMISSION TO SUIT EVERY NEED

The X4F tractors feature as standard a Speed Four modular transmission with four synchronized gears and three ranges that provide 12 forward and 12 reverse speeds. Transmission options include a Power Four module (Hi-Lo splitter) providing 32 forward and 32 reverse speeds, an Xtrashift three-stage powershift (high-medium-low) giving a total of 48 forward and 16 reverse speeds, and a creeper that provides speeds as low as 300 m/h at maximum engine rpm.

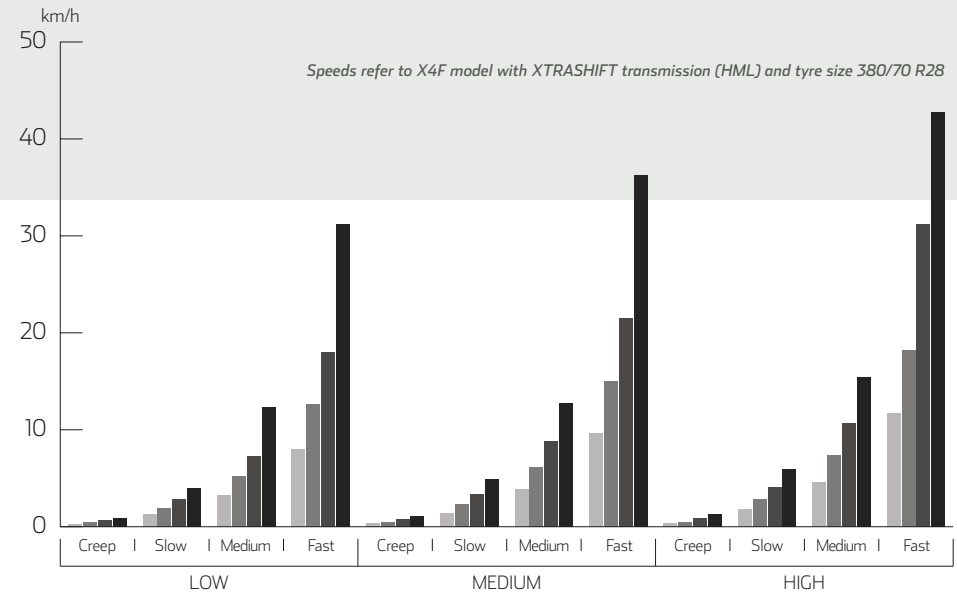

TRANSMISSION COMBINATIONS FOR X4F CAB

SPEED FOUR + SYNCHRO SHUTTLE	12FWD+12REV
SPEED FOUR + CREEPER + SYNCHRO SHUTTLE	16FWD+16REV
SPEED FOUR + POWER FOUR + CREEPER + SYNCHRO SHUTTLE	32FWD+32REV
SPEED FOUR + POWER SHUTTLE	12FWD+12REV
SPEED FOUR + CREEPER + POWER SHUTTLE	16FWD+16REV
SPEED FOUR + POWER FOUR + CREEPER + POWER SHUTTLE	32FWD+32REV
SPEED FOUR + XTRSHIFT + POWER SHUTTLE	36FWD+12REV
SPEED FOUR + XTRASHIFT + CREEPER + POWER SHUTTLE	48FWD+16REV

ECO FORTY FOR REDUCED FUEL CONSUMPTION AND NOISE

The Eco Forty mode provides a top speed of 40 km/h at a reduced engine speed of 1800 rpm, resulting in increased fuel economy and lower noise during road transport.





CHOICE OF SYNCHRO OR POWER SHUTTLE

The X4F tractors are fitted as standard with a synchro shuttle. Optionally available is an electrohydraulic power shuttle with response modulation to suit operating conditions.



DE-CLUTCH FEATURE

Both the Power Four and Xtrashift transmissions feature a de-clutch button on the gearshift lever for electrohydraulic control of clutch. The de-clutch button and the power shuttle allow the operator to shift through all gears and change from forward to reverse without using the clutch pedal.

Choice of two- or three-speed PTO


The rear PTO offers two speeds: 540/540e rpm or 540/1000 rpm. A four-speed PTO providing 540/540Ee/1000/1000E rpm is also offered as an option for cab models. An Auto PTO feature, available in combination with the electronic rear hitch, will automatically disengage and reengage the PTO at three-point linkage heights set by the operator, giving the operator precise control of the implement during headland turns.



MODULATED PTO ENGAGEMENT FOR INCREASED OPERATOR COMFORT

A power-assisted button enables smooth and modulated engagement of the PTO. This ensures a soft start-up of the implement for greater operator comfort.

SUSPENDED AXLE FOR UNMATCHED MANOEUVRABILITY



A front axle with central suspension system is optionally available for the F and XL cab versions beside the rigid-mounted axle. Featuring differential lock and wet disc brakes, the suspended front axle provides better grip and greater stability in difficult ground conditions. This improves traction and manoeuvrability in the field and makes for faster travel speeds on the road, ensuring maximum safety and ride comfort in any situation. The 55° steering angle provides excellent manoeuvrability in confined spaces and the combined action of the front and rear wet disc brakes makes for safe and efficient braking on all four wheels.



HIGH-PIVOT FRONT AXLE FOR V MODELS

Vineyard versions can be specified with a high-pivot rigid-mounted front axle with increased swing to better negotiate uneven terrain. This axle is available in two versions: standard and narrow. The narrow version has a minimum overall width of 1000 mm.




ELECTROHYDRAULIC DIFFERENTIAL LOCKS FOR MAXIMUM TRACTION

The combined front and rear differential locks and the electrohydraulic four-wheel drive engagement ensure maximum traction even in the toughest ground conditions. The system is controlled electronically through an Auto function which automatically engages or disengages the differential lock and the four-wheel drive during headland operations.



HIGHLIGHTS

- › The X4F and X4V models are fitted with either 24-inch or 28-inch rear tyres. The XL model, which caters for wide orchard work, field tasks and transport applications, can also be fitted with 30-inch rear tyres.



Front hitch and PTO for unequalled versatility

A front hitch Category 2 that provides a lift capacity of 1400 kg and a 1000-rpm front PTO are optionally available to further enhance the versatility of X4F tractor range.

INNOVATIVE HYDRAULIC SYSTEM FOR MAXIMUM FLEXIBILITY



The X4F comes with a variety of hydraulic options and configurations to offer farmers tailored solutions for their applications. The hydraulic system of the X4F range comes standard with a double pump that supplies 50 l/min to the rear hitch and remotes and 28 l/min to the steering system. Optionally, it can be equipped with a triple pump that provides a flow rate of 44+41+28 l/min to operate, respectively, the rear hitch and remotes, the front remotes and the steering system. The tractor can be equipped with up to seven remote valves, four at the rear and three at the front. Available options include three electrohydraulic front remotes, a flow selector to control multiple outlets with a single control and a flow divider to regulate the flow rate to the remotes. The F and V models can be equipped with rear hydraulic stabilizers which control opening and closing of the lower links via two simple push-buttons. This function can be useful when attaching implements or when hitch adjustment during inter-row operation is required.




A JOYSTICK TO OPERATE IMPLEMENTS

Mid-mounted front remote valves are controlled by a joystick which operates both front- and mid-mount implements.



CONVENIENT HITCH CONTROLS ON FENDERS

The hitch controls are located on the rear fenders making it easier to attach implements from the ground.



PRACTICAL QUICK COUPLINGS

The high-quality quick-release couplings, mounted on both the front and rear of the tractor, are easily accessible for convenient and fast operation.



Powerful, easy-to-use electronic rear hitch

The three-point hitch Category 2 offers a lift capacity of 2700 kg.

The XL models can be optionally equipped with twin assistor rams to increase lift capacity up to 3400 kg.



INTUITIVE CONTROLS FOR SIMPLE OPERATION

Fingertips controls conveniently integrated into the right-hand console provide easy and intuitive control of the electronically-operated rear hitch. The sensors located on the three-point linkage allow optimum adjustment of hitch sensitivity for maximum efficiency of the tractor-implement combination.

SATELLITE-BASED GUIDANCE: HIGHER ACCURACY, GREATER PRODUCTIVITY

The optional satellite-based guidance system is controlled via a dedicated 8.4" touchscreen monitor in conjunction with a satellite antenna fitted on the roof of the tractor cab.

The monitor manages two functions:

1. The Precision Steering Management system, which provides precise steering control delivering up to 2cm accuracy in row-crop operations. Such a high level of precision greatly increases productivity per unit land area. Supplied in conjunction with the satellite guidance system is also the Eazysteer function, which allows the tractor to make a complete turn with just a quick turning of the steering wheel. This avoids multiple turns of the steering wheel, thereby improving ride comfort and optimising working time.
2. Configuration and control of the ISOBUS system with management of advanced features such as the Task & Section Controller.



SATELLITE ANTENNA

The satellite antenna placed on the cab roof receives the GPS signal.



ELECTRONIC STEERING WHEEL

The electronic steering wheel, via the touch screen monitor, allows precise steering during row-crop operations with a maximum error of 2 cm.

ISOBUS FOR SIMPLE AND EFFICIENT IMPLEMENT CONTROL

The X4F range can be optionally equipped with an ISOBUS system, a protocol for data communication between tractor, implement and on-board computer, that enhances operating efficiency and productivity. The operator can manage the operating parameters and performance of the implement via a simple touch screen monitor, without the need to install a dedicated control unit inside the cab.



TOUCH-SCREEN MONITOR

An 8.4-inch touch screen monitor manages the satellite-based guidance and the ISOBUS system.



Benefits of satellite-based guidance and ISOBUS system

The satellite-based guidance allows operator to set the working track with a maximum error of 2cm: a degree of accuracy that even the most expert operators cannot achieve. The satellite-based guidance and the ISOBUS system enable the X4F to maximise efficiency and productivity:

- › Each implement operation is controlled with extreme accuracy. Implement can also be managed via an electronic self-adjustment feature.
- › Reducing the travelled distance in the field reduces tractor and implement wear and saves fuel.
- › The application of variable rate treatments improves product use efficiency maximizing crop yield.
- › Report and pre-setting operations become more user-friendly and can be done from home. This eliminates the need for expert operators, thus reducing operating costs.

**ROOMY OPEN PLATFORM
FOR COMFORT AND EASE OF OPERATION**



The ROPS version of the X4F tractor features an innovative design which combines beauty and functionality. The sleek, dynamic lines of the hood and the rounded profile of the fenders allow this tractor to move easily under low branches and through narrow rows. Spacious, comfortable and safe, the driving position ensures exceptional all-round visibility, thereby maximising productivity.

MORE COMFORT AND LESS FATIGUE: THE OPERATOR IN FOCUS

The driving position has been designed to allow ease of movement and to reduce operator fatigue during long working days in the field. The spacious platform is iso-mounted to absorb impacts of rough terrain and allows easy access to the driving position. The optimum distance between the driver's seat and the steering wheel and the ergonomic arrangement of all controls make for maximum comfort and ease of operation.



HIGHLIGHTS

- › Spacious and comfortable iso-mounted platform
- › Ease of access to the driving position
- › Excellent front and rear visibility
- › Ergonomically-arranged controls
- › The GB model offers the lowest driving position in its class

McCormick X4 GB, for those who want to keep a low profile

The driving position of X4 GB (ultra low) is the lowest in the industry for its class. With a steering wheel height of only 1280 mm, this tractor is ideal to operate under overhead trellis systems or to slide through low-hanging branches as in kiwi-fruit plantations.

FUNCTIONAL FOLDING ROPS

The ROPS is equipped with two pneumatic cylinders to aid raising and lowering of the frame.



HIGHLIGHTS

- › Transmissions: Speed Four with 12FWD+12REV speeds; or Speed Five with 15FWD+15REV speeds
- › De-Clutch control and Power Shuttle to shift through gears and change from forward to reverse without using the clutch pedal

POWER FIVE TRANSMISSION TO BE ONE STEP AHEAD

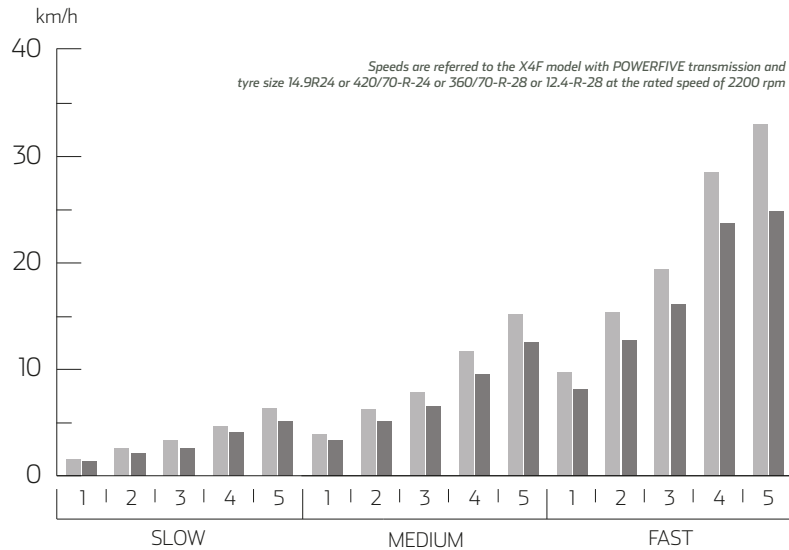


The ROPS version of the X4F features as standard a Speed Four transmission with four gears and three ranges providing 12 forward and 12 reverse speeds with synchro shuttle. A 15+15 Speed Five transmission with five gears and three ranges with either synchro or power shuttle is available as an option. The Speed Five transmission can be combined with a Power Five module to obtain up to 30 forward and 30 reverse speeds. A creep speed option is available for all versions.

DE-CLUTCH FEATURE

The Power Five transmission incorporates a de-clutch button, integrated into the gearshift lever, which controls electro-hydraulically the clutch. The de-clutch button and the power shuttle allow the operator to shift through all gears and change from forward to reverse without using the clutch pedal.





TRANSMISSION COMBINATIONS AVAILABLE FOR X4F ROPS

SPEED FOUR + SYNCHRO SHUTTLE	12FWD+12REV
SPEED FOUR + CREEPER + SYNCHRO SHUTTLE	16FWD+16REV
SPEED FIVE + SYNCHRO SHUTTLE	15FWD+15REV
SPEED FIVE + CREEPER + SYNCHRO SHUTTLE	20FWD+20REV
SPEED FIVE + POWER SHUTTLE	15FWD+15REV
SPEED FIVE + CREEPER + POWER SHUTTLE	20FWD+20REV
SPEED FIVE + POWER FIVE + POWER SHUTTLE	30FWD+30REV
SPEED FIVE + POWER FIVE + CREEPER + POWER SHUTTLE	40FWD+40REV



TWO-SPEED PTO WITH MODULATED ENGAGEMENT

The PTO offers two speeds: 540/540e rpm (standard) or 540/1000 rpm (option). An electrohydraulic push button control, standard on all models, enables smooth and modulated engagement of the PTO, ensuring a soft start-up of the implement.



HIGHLIGHTS

- ▶ Axles equipped with central drive, differential lock and hydraulic 4WD engagement
- ▶ Steering angle up to 55°

Front axle with 55° steering angle

For the ROPS version of the X4F two types of rigid-mounted 4WD front axle are available: narrow for the F, GE and GB models and large for the XL model. Both axles incorporate advanced features including central drive, Hydra Lock differential lock and hydraulic four-wheel drive engagement. In addition, the combined front and rear wet disc brakes ensure efficient braking on all four wheels. Optimization of the engine compartment and adoption of either 18- or 16-inch tyres allow a steering angle of up to 55° to be obtained, making for excellent manoeuvrability in tight quarters.

HYDRAULIC SYSTEM WITH DOUBLE OR TRIPLE PUMP



The ROPS models feature as standard a hydraulic system with a double pump that supplies 50 l/min to the rear hitch and remotes and 28 l/min to the steering system. Available as an option is a triple pump that provides a flow rate of 44+41+28 l/m to operate, respectively, the rear hitch and remotes, the front remotes and the steering system. Three mid-mounted front remotes are available on request with the triple pump in combination with a joystick for the control of front-mounted implements.

HIGHLIGHTS

- › Double pump with 50+28 l/min flow rate or triple pump with 41+41+28 l/min flow rate
- › Three front mid-mounted remote valves available with the triple pump
- › Rear hitch with position, draft, mixed and float control. Lift capacity 3250 kg.
- › PTO with two speeds: 540/540e rpm (standard), 540/1000 rpm (optional).



REMOTE VALVE WITH THREE-WAY DIVERTER

An optional remote valve with a three-way diverter enables three pairs of outlets to be obtained via convenient electrohydraulic switches integrated into the control lever. This system allows the hydraulic right lifting rod and the hydraulic top link to be simultaneously operated while leaving at the same time a pair of hydraulic outlets available for other uses.



THREE REAR REMOTE VALVES

The three rear remotes valves are mechanically controlled and feature double outlets allowing the use of front and rear hydraulic couplers. This eliminates the need for a dedicated remote valve.



SUPERIOR OPERATING COMFORT

The rear hitch is mechanically operated via easy-to-use controls ergonomically integrated into the right-hand console.



Mechanical hitch for power and versatility

To increase the tractor versatility, a front hitch Category 2 capable of lifting up to 1400 kg and a 1000-rpm front PTO can be supplied as an option.


A NEW HEART UNDER THE HOOD: THE DEUTZ TCD SERIES ENGINE

The X4F series is powered by the new Deutz TCD L4 2.9L four-cylinder engines. With four valves per cylinder, turbo Intercooler and common rail injection system, these engines deliver more power, higher torque backup and better fuel economy, resulting in great flexibility of use.

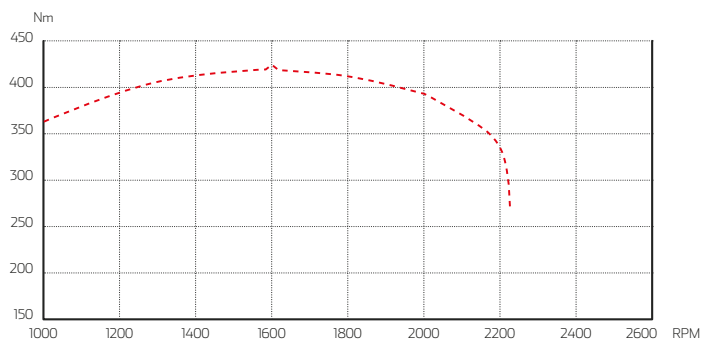
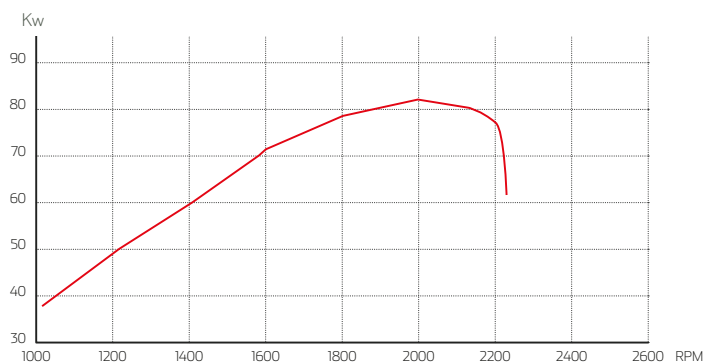
The six models in the range provide power ratings from 70 to 112 hp at 2000 rpm. The X4F tractors are equipped with 80-litre and 90-litre (XL model) fuel tanks for extended run-times between refuelling stops. The fuel consumption is reduced to a minimum thanks to the Engine Memo Switch, a device which allows operator to store and recall the engine speed most suited to the implement used, and to the absence of exhaust gas regeneration system.

EGR + DOC system: exhaust emissions under control

An innovative exhaust gas recirculation system (EGR) combined with a diesel oxidation catalyst (DOC) allows the Deutz TCD L4 engines to meet the Stage 3B /Tier 4 Interim emissions regulations without the use of a diesel particulate filter (DPF), thus eliminating the need for a regeneration process.



MCCORMICK X4F	POWER	TORQUE
X4.80 F	82 KW	420 NM



— KW
 - - - Nm





MCCORMICK SPARE PARTS AND SERVICE, TO GIVE YOU THE BEST ALWAYS

McCormick is worldwide recognized as a reliable supplier of high-quality spare parts and after-sales services. Developed by the same engineers who design and manufacture the McCormick tractors, genuine McCormick parts are designed and manufactured to the highest quality standards to ensure tractors reliable performance and maximum safety.

The pluses of McCormick's after-sales service are following:

- › Spare parts are delivered promptly and efficiently to McCormick's dealers on the same day of order.
- › Each part comes with a 12-month warranty and bears a non-falsifiable hologram which certifies its build quality and genuineness.
- › Original McCormick parts are reliable and convenient, as they enhance the working quality and efficiency of the X4F tractors.

After-sales service is handled by our dealers through a team of highly-skilled, solution-oriented technicians who avail themselves of the latest diagnostic techniques. Choosing McCormick means choosing excellence.





MCCORMICK, INNOVATORS BY TRADITION



Cyrus Hall McCormick was born in Virginia, United States, in 1809. As a pioneer in engineering, McCormick had a stunning ability to mechanize farm work, as he demonstrated when, in 1831, he invented the first mechanical reaper.

The McCormick company was established in 1847. It produced wheat harvesters. Starting from 1866, the company adopted the colour red which from then on would distinguish McCormick around the world. In 1871, McCormick manufactured the greatest number of machines than any other company: 250 reapers per day. The first tractor, the Mogul 8-16, was launched in 1910. In those years, the company opened up factories in Canada, Great Britain, Germany, France and Sweden.

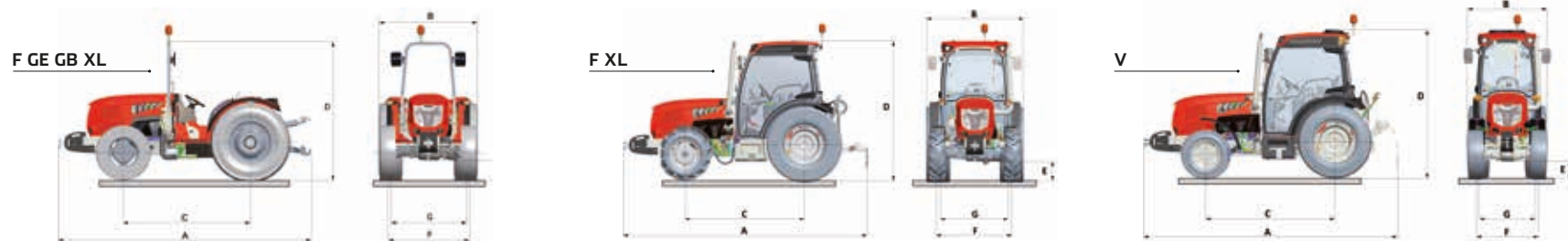
In the following years, the company was bought and sold various times. In 2001, McCormick was acquired by the Argo Group, which re-launched the brand under the name McCormick Tractors International Limited.

Today, McCormick is a world leader in the tractor industry and its name stands for uncompromised technology and innovative design. Thanks to heavy investments in research and development, the new generation of McCormick tractors is now positioned at the top of the market for performance and innovation. Farmers look for performance, reliability and versatility and this is exactly what McCormick offers its customers to maximize their productivity.

		X4.30	X4.40	X4.50	X4.60	X4.70	X4.80
		F GE GB V	F GE GB XL V	F GE GB XL V	F GE GB XL V	F GE GB XL V	F GE GB XL
ENGINE							
DEUTZ STAGE 3B / TIER4 INTERIM		2,9 TCD L4	2,9 TCD L4	2,9 TCD L4	2,9 TCD L4	2,9 TCD L4	2,9 TCD L4
MAX POWER ISO	HP/KW	70/52	76/56	90/66	95/70	102/75	112/82
RATED SPEED	RPM	2200	2200	2200	2200	2200	2200
MAX TORQUE	NM	272	375	380	400	410	420
DISPLACEMENT/CYLINDERS	CM ³	2900/4 TA	2900/4 TA	2900/4 TA	2900/4 TA	2900/4 TA	2900/4 TA
ENGINE MEMO SWITCH		●	●	●	●	●	●
FUEL TANK CAPACITY - CAB MODELS F-V /XL	L	80	80 / 90	80 / 90	80 / 90	80 / 90	80 / 90
FUEL TANK CAPACITY - ROPS MODELS F-GE-GB /XL	L	65	65 / 82	65 / 82	65 / 82	65 / 82	65 / 82
CLUTCH							
INDEPENDENT DRY DUAL CLUTCH	IN	12	12	12	12	12	12
MECHANICALLY OPERATED		●	●	●	●	●	●
MULTI-DISC WET CLUTCH		○	○	○	○	○	○
DE-CLUTCH CONTROL: BUTTON-OPERATED CLUTCH		○	○	○	○	○	○
TRANSMISSION - CAB MODELS							
SPEED FOUR + SYNCHRO SHUTTLE 12FWD+12REV		●	●	●	●	●	●
SPEED FOUR + CREEPER + SYNCHRO SHUTTLE 16FWD+16REV		○	○	○	○	○	○
SPEED FOUR + POWER FOUR + CREEPER + SYNCHRO SHUTTLE 32FWD+32REV		○	○	○	○	○	○
SPEED FOUR + POWER SHUTTLE 12FWD+12REV		○	○	○	○	○	○
SPEED FOUR + CREEPER + POWER SHUTTLE 16FWD+16REV		○	○	○	○	○	○
SPEED FOUR + POWER FOUR + CREEPER + POWER SHUTTLE 32FWD+32REV		○	○	○	○	○	○
SPEED FOUR + XTRASHIFT + POWER SHUTTLE 36FWD+12REV		○	○	○	○	○	○
SPEED FOUR + XTRASHIFT + CREEPER + POWER SHUTTLE 48FWD+16REV		○	○	○	○	○	○
ECO FORTY (40 KM/H) AT REDUCED ENGINE SPEED		○	○	○	○	○	○
PARK LOCK WITH POWER SHUTTLE		○	○	○	○	○	○
TRANSMISSION - ROPS MODELS							
SPEED FOUR + SYNCHRO SHUTTLE 12FWD+12REV		●	●	●	●	●	●
SPEED FOUR + CREEPER + SYNCHRO SHUTTLE 16FWD+16REV		○	○	○	○	○	○
SPEED FIVE + SYNCHRO SHUTTLE 15FWD+15REV		○	○	○	○	○	○
SPEED FIVE + CREEPER + SYNCHRO SHUTTLE 20FWD+20REV		○	○	○	○	○	○
SPEED FIVE + POWER SHUTTLE 15FWD+15REV		○	○	○	○	○	○
SPEED FIVE + CREEPER + POWER SHUTTLE 20FWD+20REV		○	○	○	○	○	○
SPEED FIVE + POWER FIVE + POWER SHUTTLE 30FWD+30REV		○	○	○	○	○	○
SPEED FIVE + POWER FIVE + CREEPER + POWER SHUTTLE 40FWD+40REV		○	○	○	○	○	○
POWER TAKE-OFF							
CONTROL BY POWER-ASSISTED PUSH-BUTTON		●	●	●	●	●	●
AUTO PTO WITH ELECTRONICALLY-CONTROLLED HITCH		○	○	○	○	○	○
2 SPEEDS 540/540E RPM		○	○	○	○	○	○
2 SPEEDS 540/1000 RPM		○	○	○	○	○	○
4 SPEEDS 540/540E /1000/1000E RPM (ONLY FOR CAB MODELS)		○	○	○	○	○	○
1"3/8 (34,9MM) PTO SHAFT WITH 6 SPLINES		●	●	●	●	●	●
GROUND SPEED PTO		○	○	○	○	○	○
FRONT AXLE							
ELECTROHYDRAULIC 4WD ENGAGEMENT		●	●	●	●	●	●
MAX STEERING ANGLE		55°	55°	55°	55°	55°	55°
TWIN-LOCK ELECTROHYDRAULIC DIFF LOCK F,GE,GB,XL / V		○/-	○/-	○/-	○/-	○/-	○
LIMITED SLIP DIFF LOCK F,GE,GB,XL / V		●/-	●/-	●/-	●/-	●/-	●
SUSPENDED AXLE F, XL (ONLY FOR CAB MODELS)		○	○	○	○	○	○
TWIN-LOCK ELECTROHYDRAULIC DIFF LOCK FOR SUSPENDED AXLE F, XL (ONLY CAB MODELS)		○	○	○	○	○	○
BRAKES							
WET MULTI-DISC REAR BRAKES		●	●	●	●	●	●
AUTOMATIC 4WD ENGAGEMENT ON BRAKING		●	●	●	●	●	●
WET MULTI-DISC FRONT BRAKES F,GE,GB,XL / V		○/-	○/-	○/-	○/-	○/-	○
HYDRAULIC TRAILER BRAKING		○	○	○	○	○	○
FRONT HYDRAULIC HITCH							
LIFT CAPACITY F/XL/V WITH CAB	KG	1400	1400	1400	1400	1400	1400
LIFT CAPACITY F/XL WITH ROPS	KG	1400	1400	1400	1400	1400	1400
1000-RPM FRONT PTO F/GT/V WITH CAB		○	○	○	○	○	○
1000-RPM FRONT PTO F/GT WITH ROPS		○	○	○	○	○	○

		X4.30	X4.40	X4.50	X4.60	X4.70	X4.80
		F GE GB V	F GE GB XL V	F GE GB XL V	F GE GB XL V	F GE GB XL V	F GE GB XL
REAR HYDRAULIC HITCH							
DRAFT, POSITION, MIXED AND FLOAT CONTROL		●	●	●	●	●	●
MECHANICALLY OPERATED		●	●	●	●	●	●
E.L.S. ERGONOMIC LIFT SYSTEM (ONLY FOR CAB MODELS)		○	○	○	○	○	○
ELECTRONICALLY-CONTROLLED (ONLY FOR CAB MODELS)		○	○	○	○	○	○
STANDARD LIFT CAPACITY (ONLY FOR CAB MODELS)	KG	2700	2700	2700	2700	2700	2700
LIFT CAPACITY WITH 2 ASSISTOR RAMS (ONLY XL WITH CAB)	KG	—	3400	3400	3400	3400	3400
STANDARD LIFT CAPACITY (ONLY FOR ROPS MODELS)	KG	2600	2600	2600	2600	2600	2600
LIFT CAPACITY WITH 2 ASSISTOR RAMS (ONLY F-XL WITH ROPS)	KG	3250	3250	3250	3250	3250	3250
PUMP FLOW RATE (HITCH + STEERING)	L/MIN	50+28	50+28	50+28	50+28	50+28	50+28
THREE-POINT LINKAGE CATEGORY 2		●	●	●	●	●	●
HYDRAULIC ADJUSTMENT OF RIGHT LIFTING ROD		○	○	○	○	○	○
REMOTE VALVES STD (CAB / ROPS)		2 / 1	2 / 1	2 / 1	2 / 1	2 / 1	2 / 1
MID-MOUNTED REMOTE VALVES		○	○	○	○	○	○
TRIPLE PUMP FLOW RATE (STEERING + HITCH + REMOTES)		28+41+41	28+41+41	28+41+41	28+41+41	28+41+41	28+41+41
TRIPLE PUMP + 3 FRONT REMOTES + JOYSTICK		○	○	○	○	○	○
CAB AND DRIVING POSITION							
DELUXE CAB / RADIO ADAPTOR		●	●	●	●	●	●
FILTER CATEGORY F,XL,V / F,XL		2 ● / 4 ○	2 ● / 4 ○	2 ● / 4 ○	2 ● / 4 ○	2 ● / 4 ○	2 ● / 4 ○
HEATING / VENTILATION		●	●	●	●	●	●
AIR-CONDITIONING		●	●	●	●	●	●
OPENING FRONT AND REAR WINDSCREENS		●	●	●	●	●	●
DIGITAL INSTRUMENT PANEL		●	●	●	●	●	●
ISOBUS ADAPTOR		○	○	○	○	○	○
SATELLITE GUIDANCE KIT (8" MONITOR + ANTENNA)		○	○	○	○	○	○
ISO-MOUNTED PLATFORM		●	●	●	●	●	●
DIMENSIONS AND WEIGHTS – CAB MODELS (IN RUNNING ORDER)		F / V	F / XL / V	F / XL / V	F / XL / V	F / XL / V	F / XL
A LENGTH 4WD	MM	4370 / 4310	4370 / 4370 / 4310	4370 / 4370 / 4310	4370 / 4370 / 4310	4370 / 4370 / 4310	4370 / 4370
B MIN WIDTH	MM	1342 / 1003	1342 / 1478 / 1003	1342 / 1478 / 1003	1342 / 1478 / 1003	1342 / 1478 / 1003	1342 / 1478
C WHEELBASE 4WD	MM	2140 / 2190	2140 / 2140 / 2190	2140 / 2140 / 2190	2140 / 2140 / 2190	2140 / 2140 / 2190	2140 / 2140
D MIN HEIGHT OVER CAB	MM	2400 / 2400	2400 / 2400 / 2400	2400 / 2400 / 2400	2400 / 2400 / 2400	2400 / 2400 / 2400	2400 / 2400
E MIN GROUND CLEARANCE 4WD	MM	250 / 230	250 / 250 / 230	250 / 250 / 230	250 / 250 / 230	250 / 250 / 230	250 / 250
F MIN FRONT TRACK 4WD	MM	1018 / 839	1018 / 1178 / 839	1018 / 1178 / 839	1018 / 1178 / 839	1018 / 1178 / 839	1018 / 1178
G MIN REAR TRACK 4WD	MM	1016 / 760	1016 / 1117 / 760	1016 / 1117 / 760	1016 / 1117 / 760	1016 / 1117 / 760	1016 / 1117
WEIGHT 4WD IN RUNNING ORDER WITHOUT BALLASTS	KG	2800 / 2800	2800 / 3000 / 2800	2800 / 3000 / 2800	2800 / 3000 / 2800	2800 / 3000 / 2800	2800 / 3000
DIMENSIONS AND WEIGHTS – ROPS MODELS (IN RUNNING ORDER)		F / GE / GB	F / GE / GB / XL	F / GE / GB / XL	F / GE / GB / XL	F / GE / GB / XL	F / GE / GB / XL
A LENGTH 4WD	MM	4285	4285	4285	4285	4285	4285
B MIN WIDTH	MM	1313 / 1350 / 1348	1313/1350/1348/1550	1313/1350/1348/1550	1313/1350/1348/1550	1313/1350/1348/1550	1313/1350/1348/1550
C WHEELBASE 4WD	MM	2150	2150	2150	2150	2150	2150
D MIN HEIGHT OVER ROPS	MM	2261 / 2236 / 2211	2261/2236/2211/2261	2261/2236/2211/2261	2261/2236/2211/2261	2261/2236/2211/2261	2261/2236/2211/2261
E MIN GROUND CLEARANCE 4WD	MM	413 / 398 / 373	413/398/373/413	413/398/373/413	413/398/373/413	413/398/373/413	413/398/373/413
F MIN FRONT TRACK 4WD	MM	1118 / 1208 / 1155	1118/1208/1155/1268	1118/1208/1155/1268	1118/1208/1155/1268	1118/1208/1155/1268	1118/1208/1155/1268
G MIN REAR TRACK 4WD	MM	987 / 988 / 989	987/988/989/1147	987/988/989/1147	987/988/989/1147	987/988/989/1147	987/988/989/1147
WEIGHT 4WD IN RUNNING ORDER WITHOUT BALLASTS	KG	2845 / 2540 / 2540	2845/2540/2540/2865	2845/2540/2540/2865	2845/2540/2540/2865	2845/2540/2540/2865	2845/2540/2540/2865
OPTIONAL EQUIPMENT							
6 FRONT BALLASTS 36 KG EACH		○	○	○	○	○	○
4 REAR BALLASTS 42 KG EACH		○	○	○	○	○	○

Key: ● standard ○ option — not available





via G. Matteotti, 7 | 42042 Fabbrico [RE] Italia
t. +39.0522.656.111 | f. +39.0522.656.476
webmaster@argotracors.com | www.argotracors.com



graphic design: **gruppo saldatori** | bzzbzz@grupposaldatori.com
All data and illustrations provided in this brochure are for information purposes only and can be changed without notice.


6636894A1